

Separable Cable UV Sensor Probe

GUVx¹⁾-T1XGC-ILA5

(Supply Voltage: 9-24V, Current Output)



Option : x¹⁾ : Select Detection Range

Features

- Air Environment, Single Supply Voltage, 4 ~ 20mA Current Output, Separable Cable(Molex connector)

Applications

UV Lamp Monitoring




Fig1. LA5 Probe

Case Dimensions

Parameter	Size (mm)	Window (mm)	No. of fixed hole	hole to hole (mm)	Weight (g)
Dimensions	36 × 30 × 16	12	2	22	40

Absolute Maximum Ratings

Parameter	Symbol	Value			Unit	Remark
		Min.	Typ.	Max.		
Storage Temperature	T _{st}	-40		90	°C	
Operating Temperature	T _{op}	-30		85	°C	

Detection Range(Option)

Parameter	Product	Symbol	Value	Unit	Remark
Detection Range	UV	GUVV-T10GC-ILA5	230 ~ 395	nm	10% of Max.
		GUVA-T11GC-ILA5	220 ~ 370		
		GUVB-T11GC-ILA5	220 ~ 320		
		GUVC-T10GC-ILA5	220 ~ 280		
		GUVL-T10GC-ILA5	220 ~ 320		
	Visible	GVBL-T12GC-ILA5	220 ~ 445		
		GVGR-T10GC-ILA5	300 ~ 510		

*Refer to page 2 for responsivity curve

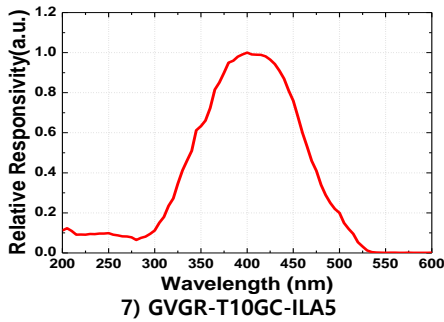
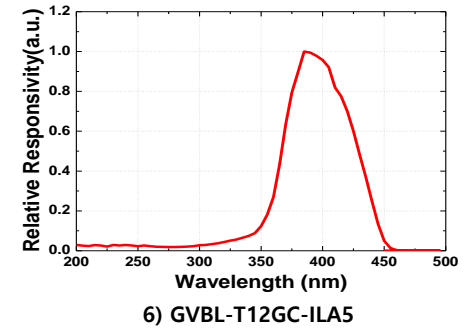
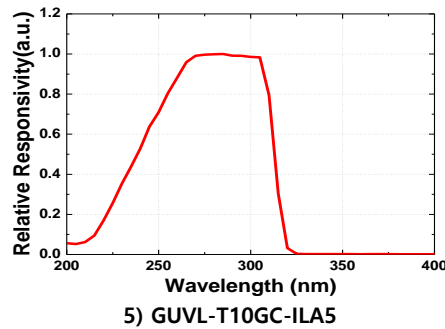
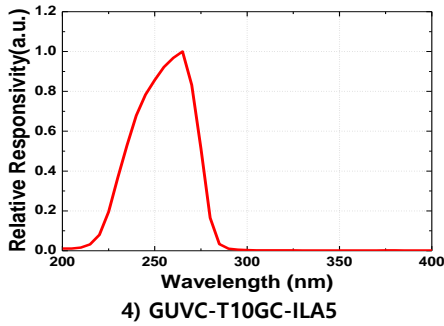
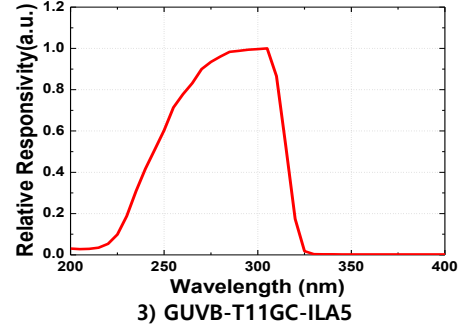
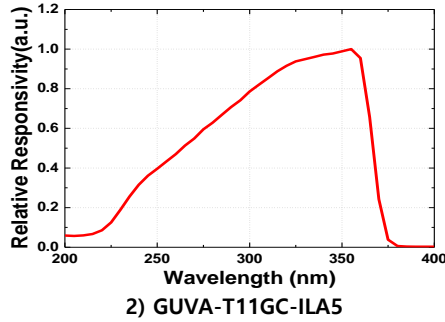
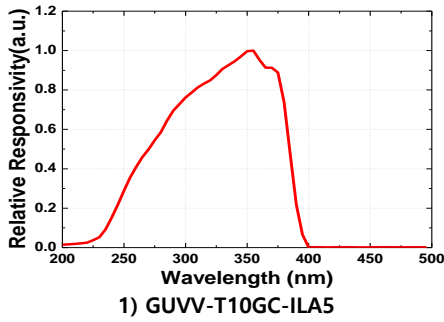
Electro-Optical Characteristics (at 25 °C)

Parameter	Symbol	Value			Unit	Remark
		Min.	Typ.	Max.		
Supply Voltage	V _{cc}	9		24	V	
Offset Current	I _{off}	3.9	4	4.1	mA	
Supply Current	I _Q		0.05		mA	
Output Voltage	V _{out}	4		20	mA	
Detection Power Range	P	0		100	mW/cm ²	*Standard
Response Time	T		10		ms	

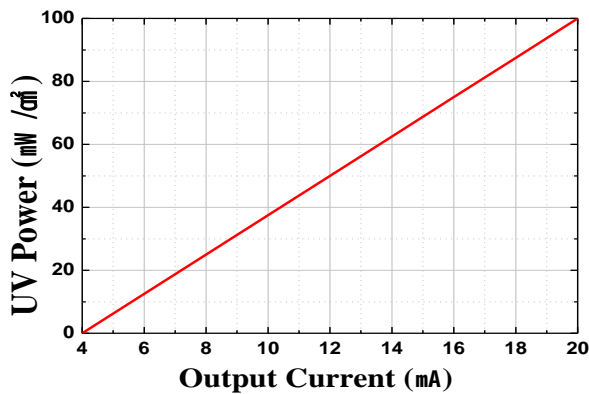
X¹⁾ : Detection Range(GUVx-UV, GVxx-Visible)

* Order production available (20, 50, 500mW/cm² etc), Please fill out the detection power range you want when ordering

Responsivity Curve



UV Power along Output Current



GUVx-T1XGC-ILA5

$$\text{UV Power (mW/cm}^2\text{)} = [I_{\text{out}} \text{ (mA)} - 4] \times 6.25$$

Wiring connections



Color	Terminal	Remark
Red	V _{cc}	DC 9 -24V
Black	GND	
Green	I _{out}	4 ~ 20mA
White	GND	

Black and White lines (GND) are connect to the internal Sensor probe.