

UV Sensor Probe

GUVx¹⁾-T1x²⁾GC-x³⁾LW10



Features

- Water Environment (<10 bar), Single DC Supply Voltage, 0-5V Voltage or 4-20mA Current Output

Applications

UV Power Measure, UV Lamp Monitoring




Fig1. LW10 Probe

Fig2. 5m Standard Cable(Max. 10m)

Case Dimensions

Thread/Length for Mounting	Diameter (mm)	Window (mm)	Wrench Size (mm)	Length (mm)	Weight (g)	Body (stainless steel)
PT3/4 "(20A PT) /16 mm	30	7	26	62	200	316-L (1.4404)

Absolute Maximum Ratings

Parameter	Symbol	Value			Unit	Remark
		Min.	Typ.	Max.		
Storage Temperature	T _{st}	-40		90	°C	
Operating Temperature	T _{op}	-30		85	°C	

Electro-Optical Characteristics (at 25 °C)

Parameter	Symbol	Value			Unit	Remark	
		Min.	Typ.	Max.			
Supply Voltage	V _{cc}		5		V	3	
		9		24		3 or I8	
Supply Current	I _Q		3.3		mA	3	
Offset Current	I _{off}	3.9	4	4.1		I8	
Detection Range	λ	GUVV-T11GC-xLW10	230		395	nm	10% of Max.
		GUVA-T13GC-xLw10	220		370		
		GUVB-T12GC-xLW10	220		320		
		GUVC-T11GC-xLW10	220		280		
		GUVL-T12GC-xLW10	220		320		
		GVBL-T13GC-xLW10	320		445		
		GVGR-T11GC-xLW10	300		510		
Output Voltage	V _{out}	0		5	V	3	
Output Current	I _{out}	4		20	mA	I8	
Detection Power Range	P	0		100	mW/cm ²	*Standard	
Response Time	T		10		ms		

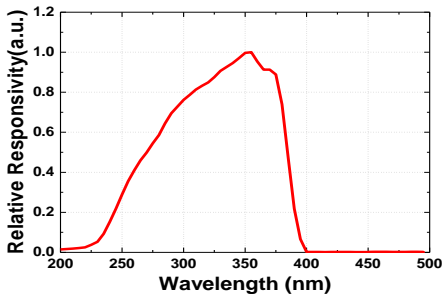
1) Detection range(GUVx-UV, GVxx-Visible)

2) Serial No. of sensor

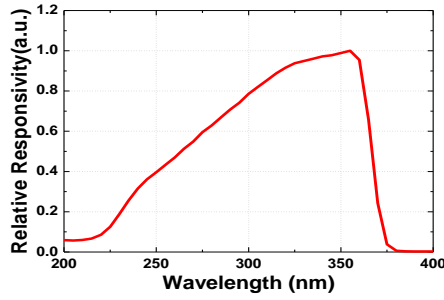
3) Output Type (3: Voltage , I8: Current)

*Order production available(20, 50, 500mW/cm² etc)

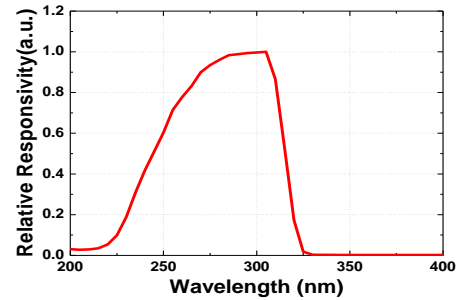
Responsivity Curve



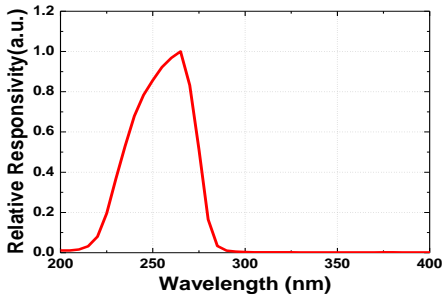
1) GUVV-T10GC-xLW10



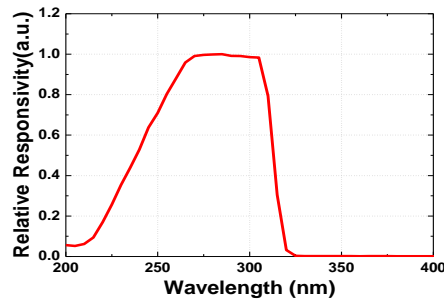
2) GUYA-T11GC-xLW10



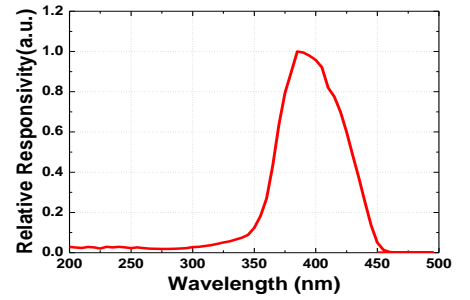
3) GUVB-T11GC-xLW10



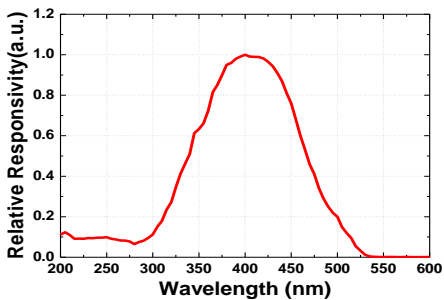
4) GUVV-T10GC-xLW10



5) GUVL-T10GC-xLW10

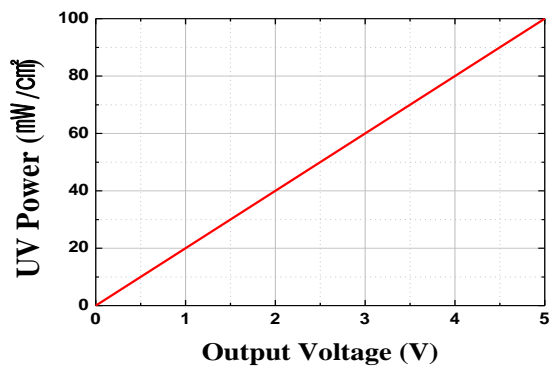


6) GVBL-T12GC-xLW10



7) GVGR-T10GC-xLW10

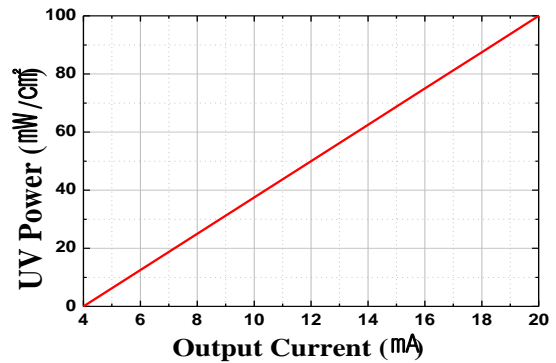
UV Power along Output Voltage



GUVx-T1xGC-xLW10

$$\text{UV Power (mW/cm}^2\text{)} = \text{Vout (V)} \times 20$$

UV Power along Output Current



GUVx-T1xGC-xLW10

$$\text{UV Power (mW/cm}^2\text{)} = [\text{Iout (mA)} - 4] \times 6.25$$

* Cover thread with teflon tape or ceramo paste before turning in. Please also use a sealing ring behind thread.